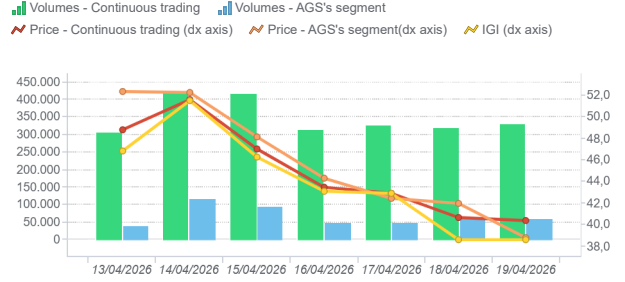


## Day-Ahead Gas Market (MGP-GAS)

	Average price (€/MWh)	Change Price	Minimum price	Maximum price	Total Volumes (MWh)	Volumes change	Daily product	WE Product	WD Product
<b>Continuous trading</b>	44,75	-5,5%	36,00	54,00	2.426.760	-5,6%	1.883.520	543.120	120

	Average price (€/MWh)	Change price	Minimum price	Maximum price	Total Volumes (MWh)	Volumes change	Purchases SRG (MWh)	Sales SRG (MWh)
<b>AGS's segment</b>	45,76	-4,0%	38,82	52,35	456.216	29,1%	309.192	214.176

## MGP- Volumes (MWh) and Price (€/MWh)

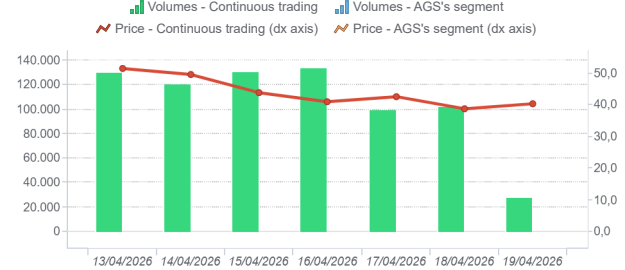


## Intra-Day Gas Market (MI-GAS)

	Average price (€/MWh)	Change Price	Minimum price	Maximum price	Total Volumes (MWh)	Volumes change
<b>Continuous trading</b>	43,94	-4,9%	36,00	52,70	739.752	-26,1%

	Average price (€/MWh)	Change price	Minimum price	Maximum price	Total Volumes (MWh)	Volumes change	Purchases SRG (MWh)	Sales SRG (MWh)
<b>AGS's segment</b>	-	-	-	-	-	-	-	-

## MI - Volumes (MWh) and Price (€/MWh)



## Market for the trading of gas stored (MGS-GAS)

Price €/MWh (1)	15		16	
	Stogit	48,65	43,90	
Stogit Adriatica				
<b>Total</b>	<b>48,65</b>	<b>43,90</b>		

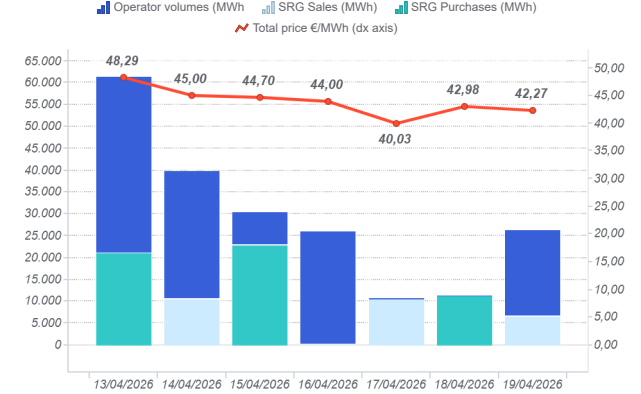
  

Volumes MWh	15		16	
	Stogit	159.602	204.697	
Stogit Adriatica	0	0		
<b>Totale</b>	<b>159.602</b>	<b>204.697</b>		

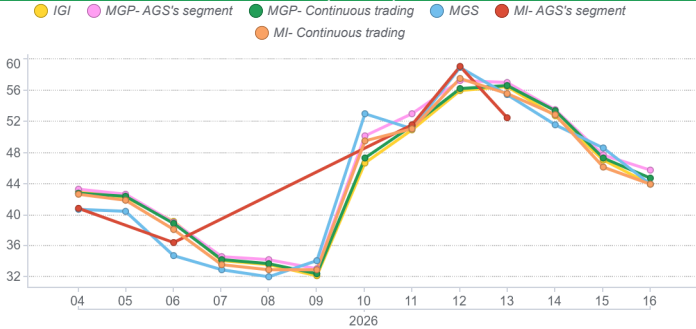
SRG. Activity MWh	15		16	
	<b>Purchases</b>	<b>48.921</b>	<b>54.966</b>	
Balancing (2)	48.921	54.966		
Other purchases (3)				
<b>Sales</b>	<b>15.185</b>	<b>27.159</b>		
Balancing (2)	15.185	27.159		
Other purchases (3)				

## Market for the trading of gas stored (MGS-GAS)

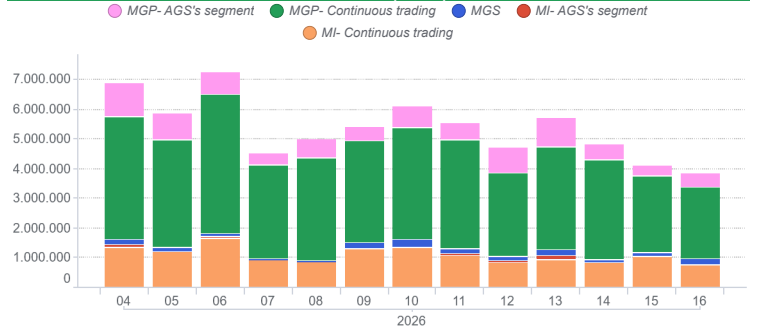


1) The Total price is calculated as a weighted average price for the total volumes exchanged in each storage system.  
 2) To securely manage any expected deviations between overall network injections and withdrawals pursuant to Art. 2.5 of Annex A, AEEGSI's Resolution 312/2016/R/gas  
 3) Stored gas trades by Snam Rete Gas (SRG) not included in "Balancing"

## Prices (€/MWh)



## Volumes (MWh)



## Forward Gas Market (MT-GAS)

Prodotto	Minimum price (€/MWh)	Maximum price (€/MWh)	Check price*	Check price change (%)	Trades	Volumes (MWh/g)	OTC Registrations	OTC Volumes	Volumes Tot	Change %	Open position (MWh)*	Open position (MWh/g)*
<b>BoM-2026-04</b>			50,44	-2,8%	0,00	0,00	0,00	0,00	0,00	0,0%	0,00	0,00
<b>M-2026-05</b>			44,68	-21,1%	0,00	0,00	0,00	0,00	0,00	0,0%	0,00	0,00
<b>M-2026-06</b>			46,97	-17,8%	0,00	0,00	0,00	0,00	0,00	0,0%	0,00	0,00
<b>M-2026-07</b>			46,09	-19,5%	0,00	0,00	0,00	0,00	0,00	0,0%	0,00	0,00
<b>Q-2026-03</b>			46,25	-20,3%	0,00	0,00	0,00	0,00	0,00	0,0%	0,00	0,00
<b>Q-2026-04</b>			44,56	-19,9%	0,00	0,00	0,00	0,00	0,00	0,0%	0,00	0,00
<b>Q-2027-01</b>			45,47	-19,0%	0,00	0,00	0,00	0,00	0,00	0,0%	0,00	0,00
<b>Q-2027-02</b>			38,03	-13,9%	0,00	0,00	0,00	0,00	0,00	0,0%	0,00	0,00
<b>WS-2026/2027</b>			46,15	-19,6%	0,00	0,00	0,00	0,00	0,00	0,0%	0,00	0,00
<b>CY-2027</b>			38,67	-15,3%	0,00	0,00	0,00	0,00	0,00	0,0%	0,00	0,00
<b>SS-2027</b>			37,47	-14,0%	0,00	0,00	0,00	0,00	0,00	0,0%	0,00	0,00

\*Referred to the last session of the week