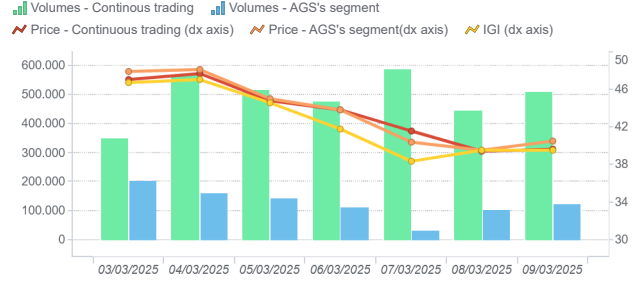


## Day-Ahead Gas Market (MGP-GAS)

	Average price (€/MWh)	Change Price	Minimum price	Maximum price	Total Volumes (MWh)	Volumes change	Daily product	WE Product
<b>Continuous trading</b>	43,05	-8,1%	38,00	48,75	3.440.376	6,5%	2.650.872	789.504
<b>AGS's segment</b>	43,63	-7,6%	39,60	48,14	869.064	17,6%	Purchases SRG (MWh) 869.064	Sales SRG (MWh) 0

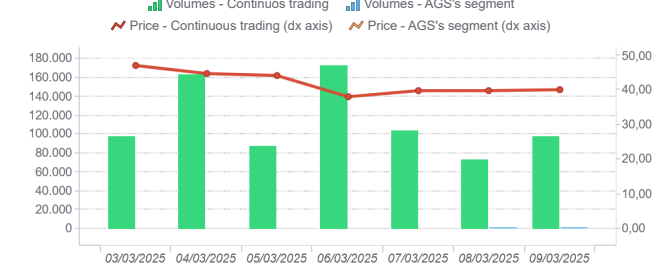
## MGP- Volumes (MWh) and Price (€/MWh)



## Intra-Day Gas Market (MI-GAS)

	Average price (€/MWh)	Change Price	Minimum price	Maximum price	Total Volumes (MWh)	Volumes change	Purchases SRG (MWh)	Sales SRG (MWh)
<b>Continuous trading</b>	41,99	-9,1%	36,50	47,53	794.904	-14,9%		
<b>AGS's segment</b>					0		0,00	0

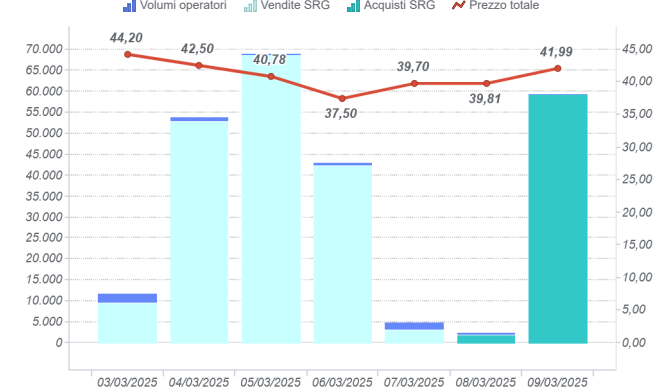
## MI - Volumes (MWh) and Price (€/MWh)



## Market for the trading of gas stored (MGS-GAS)

		Week 9	Week 10
<b>Price €/MWh (1)</b>	Stogit	46,01	40,93
	Edison stoccaggio		
	Total	46,01	40,93
<b>Volumes MWh</b>	Stogit	176.101	243.256
	Edison stoccaggio	0	0
	Totale	176.101	243.256
<b>SRG. Activity MWh</b>	<b>Purchases</b>	<b>31.857</b>	<b>60.690</b>
	Balancing (2)	31.857	60.690
	Other purchases (3)		
	<b>Sales</b>	<b>137.217</b>	<b>175.414</b>
	Balancing (2)	137.217	175.414
	Other purchases (3)		

## Market for the trading of gas stored (MGS-GAS)



1) The Total price is calculated as a weighted average price for the total volumes exchanged in each storage system.  
 2) To securely manage any expected deviations between overall network injections and withdrawals pursuant to Art. 2.5 of Annex A, AEEGSI's Resolution 312/2016/R/g.  
 3) Stored gas trades by Snam Rete Gas (SRG) not included in "Balancing"

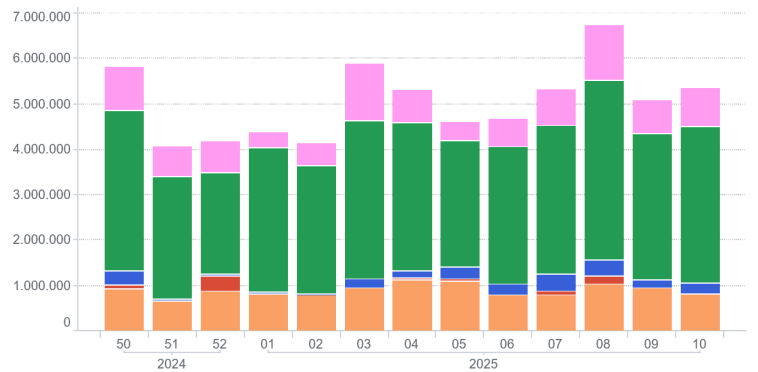
## Prices (€/MWh)

IGI (yellow), MGP- AGS's segment (pink), MGP- Continuous trading (green), MGS (blue), MI- AGS's segment (red), MI- Continuous trading (orange)



## Volumes (MWh)

MGP- AGS's segment (pink), MGP- Continuous trading (green), MGS (blue), MI- AGS's segment (red), MI- Continuous trading (orange)



## Mercato a termine (MT-GAS)

Prodotto	Minimum price (€/MWh)	Maximum price (€/MWh)	Check price*	Check price change (%)	Trades	Volumes (MWh/g)	OTC Registrations	OTC Volumes	Volumes Tot	Change %	Open position (MWh)*	Open position (MWh/g)*
<b>BoM-2025-03</b>			45,45		0,00	0,00	0,00	0,00	0,00		0,00	0,00
<b>CY-2026</b>			41,44		0,00	0,00	0,00	0,00	0,00		0,00	0,00
<b>M-2025-04</b>			48,08		0,00	0,00	0,00	0,00	0,00		0,00	0,00
<b>M-2025-05</b>			48,10		0,00	0,00	0,00	0,00	0,00		0,00	0,00
<b>M-2025-06</b>			48,35		0,00	0,00	0,00	0,00	0,00		0,00	0,00
<b>Q-2025-02</b>			51,51		0,00	0,00	0,00	0,00	0,00		0,00	0,00
<b>Q-2025-03</b>			48,54		0,00	0,00	0,00	0,00	0,00		0,00	0,00
<b>Q-2025-04</b>			49,80		0,00	0,00	0,00	0,00	0,00		0,00	0,00
<b>Q-2026-01</b>			46,10		0,00	0,00	0,00	0,00	0,00		0,00	0,00
<b>SS-2025</b>			52,75		0,00	0,00	0,00	0,00	0,00		0,00	0,00
<b>WS-2025/2026</b>			48,57		0,00	0,00	0,00	0,00	0,00		0,00	0,00

\*Referred to the last session of the week