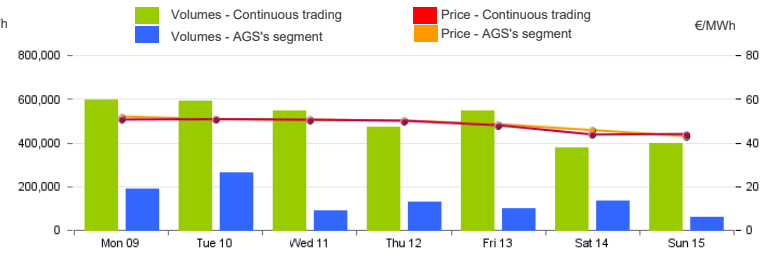


Spot Gas Market (MP-GAS)

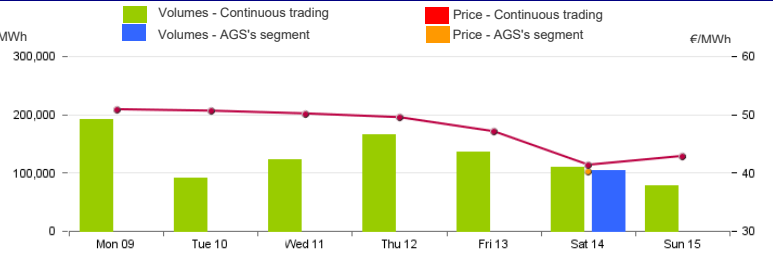
Day-Ahead Gas Market (MGP-GAS)

	Price. €/MWh				Volumes. MWh			
	Average	Var	Min	Max	Total	Var	Daily Products	WE Product
Continuous trading	48.28	-3.7%	42.00	52.14	3,529,104	+18.1%	2,938,128	590,976
	Price. €/MWh				Volumes. MWh			
	Average	Var	Min	Max	Total	Var	Purchases SRG	Sales SRG
AGS's segment	48.56	-4.3%	42.86	51.85	974,496	-1.9%	974,496	



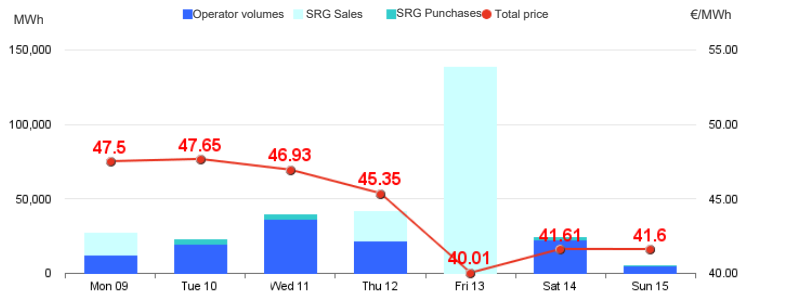
Intra-Day Gas Market (MI-GAS)

	Price. €/MWh				Volumes. MWh			
	Average	Var	Min	Max	Total	Var	Purchases SRG	Sales SRG
Continuous trading	47.50	-6.5%	40.00	51.31	897,600	+19.2%		
	Price. €/MWh				Volumes. MWh			
	Average	Var	Min	Max	Total	Var	Purchases SRG	Sales SRG
AGS's segment	40.21	-19.6%	40.21	40.21	103,752	+433.0%		103,752



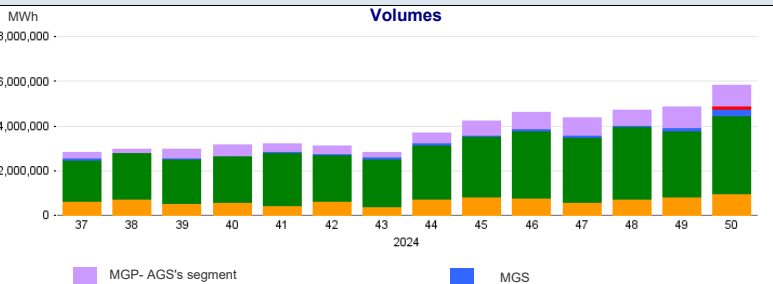
Market for the trading of gas stored (MGS-GAS)

Week	Storage	50	49
Price. (1) €/MWh	Stogit	44.38	48.77
	Edison Stoccaggio	-	-
	Total	44.38	48.77
Volumes. MWh	Stogit	298,119	114,377
	Edison Stoccaggio	-	-
	Total	298,119	114,377
SRG Activity. MWh	Purchases	9,952	24,240
	Balancing (2)	9,952	24,240
	Other purposes (3)	-	-
	Sales	173,904	17,630
	Balancing (2)	173,904	17,630
Other purposes (3)	-	-	



1) The Total price is calculated as a weighted average price for the total volumes exchanged in each storage system.
2) To securely manage any expected deviations between overall network injections and withdrawals pursuant to Art. 2.5 of Annex A, AEEGSI's Resolution 312/2016/R/gas
3) Stored gas trades by Snam Rete Gas (SRG) not included in "Balancing"

Weekly evolution



Forward Gas Market (MT-GAS)

Products	Market				OTC		Total		Open interest*			
	Minimum Price	Maximum Price	Check Price*	Trades	Volumes	Registrations	Volumes	Volumes	change %	MWh/d	MWh	
	€/MWh	€/MWh	€/MWh	change %	N.	MWh/d	N.	MWh/d	MWh/d	change %	MWh/d	MWh
M-2025-01	-	-	44.48	-10.6%	-	-	-	-	-	-	-	-
M-2025-02	-	-	44.82	-10.6%	-	-	-	-	-	-	-	-
Q-2025-01	-	-	44.99	-11.0%	-	-	-	-	-	-	-	-
Q-2025-02	-	-	44.39	-9.8%	-	-	-	-	-	-	-	-
Q-2025-03	-	-	43.65	-10.0%	-	-	-	-	-	-	-	-
Q-2025-04	-	-	43.70	0.0%	-	-	-	-	-	-	-	-
SS-2025	-	-	44.87	-9.5%	-	-	-	-	-	-	-	-
WS-2025/2026	-	-	43.98	0.0%	-	-	-	-	-	-	-	-
CY-2025	-	-	44.12	-8.6%	-	-	-	-	-	-	-	-
BoM-2024-12	-	-	49.08	-0.4%	-	-	-	-	-	-	-	-
M-2025-03	-	-	44.77	-5.9%	-	-	-	-	-	-	-	-
Total											0	0

*Referred to the last session of the week