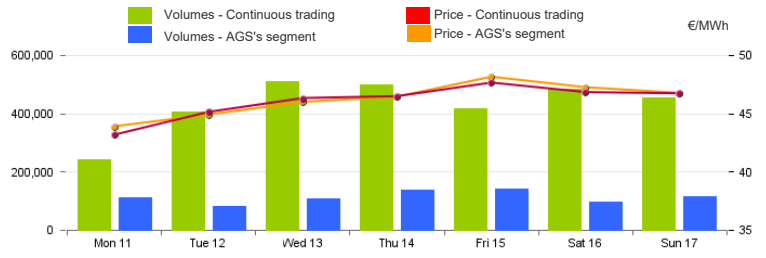


## Spot Gas Market (MP-GAS)

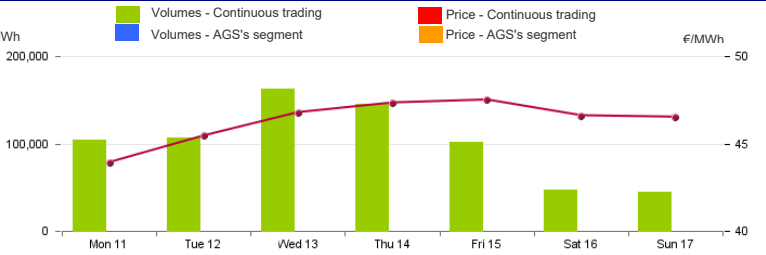
### Day-Ahead Gas Market (MGP-GAS)

	Price. €/MWh				Volumes. MWh			
	Average	Var	Min	Max	Total	Var	Daily Products	WE Product
<b>Continuous trading</b>	<b>45.93</b>	<b>+12.5%</b>	<b>42.33</b>	<b>48.09</b>	<b>3,022,632</b>	<b>+11.4%</b>	<b>2,211,528</b>	<b>811,104</b>
	Price. €/MWh				Volumes. MWh			
	Average	Var	Min	Max	Total	Var	Purchases SRG	Sales SRG
<b>AGS's segment</b>	<b>46.19</b>	<b>+13.5%</b>	<b>43.89</b>	<b>48.14</b>	<b>794,952</b>	<b>+19.1%</b>	<b>794,952</b>	



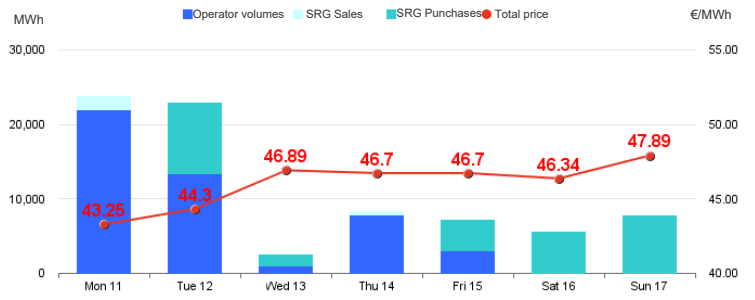
### Intra-Day Gas Market (MI-GAS)

	Price. €/MWh				Volumes. MWh			
	Average	Var	Min	Max	Total	Var	Purchases SRG	Sales SRG
<b>Continuous trading</b>	<b>46.32</b>	<b>+12.1%</b>	<b>43.20</b>	<b>47.85</b>	<b>713,520</b>	<b>-10.5%</b>		
	Price. €/MWh				Volumes. MWh			
	Average	Var	Min	Max	Total	Var	Purchases SRG	Sales SRG
<b>AGS's segment</b>	-	-	-	-	-	-	-	-



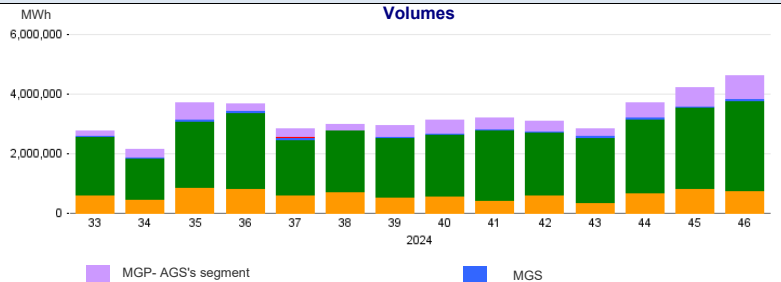
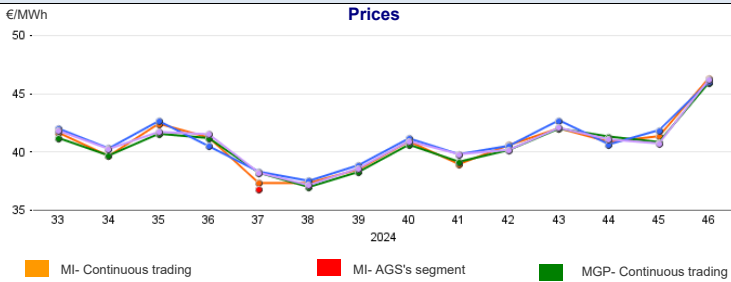
### Market for the trading of gas stored (MGS-GAS)

Week	Storage	46	45
Price. (1) €/MWh	Stogit	46.01	41.84
	Edison Stoccaggio	-	-
	<b>Total</b>	<b>46.01</b>	<b>41.84</b>
Volumes. MWh	Stogit	77,727	36,703
	Edison Stoccaggio	-	-
	<b>Total</b>	<b>77,727</b>	<b>36,703</b>
SRG Activity. MWh	<b>Purchases</b>	<b>28,647</b>	<b>31,860</b>
	Balancing (2)	28,647	31,860
	Other purposes (3)	-	-
	<b>Sales</b>	<b>2,406</b>	<b>2,175</b>
	Balancing (2)	2,406	2,175
Other purposes (3)	-	-	



1) The Total price is calculated as a weighted average price for the total volumes exchanged in each storage system.  
2) To securely manage any expected deviations between overall network injections and withdrawals pursuant to Art. 2.5 of Annex A, AEEGSI's Resolution 312/2016/R/gas  
3) Stored gas trades by Snam Rete Gas (SRG) not included in "Balancing"

### Weekly evolution



## Forward Gas Market (MT-GAS)

Products	Market				OTC		Total		Open interest*		
	Minimum Price	Maximum Price	Check Price*	Trades	Volumes	Registrations	Volumes	Volumes			
	€/MWh	€/MWh	€/MWh	change %	N.	MWh/d	N.	MWh/d	MWh/d	change %	
BoM-2024-11	-	-	40.76	3.0%	-	-	-	-	-	-	-
M-2024-12	-	-	45.29	0.0%	-	-	-	-	-	-	-
M-2025-01	-	-	45.33	0.0%	-	-	-	-	-	-	-
M-2025-02	-	-	45.88	0.0%	-	-	-	-	-	-	-
Q-2025-01	-	-	45.68	0.0%	-	-	-	-	-	-	-
Q-2025-02	-	-	43.47	0.0%	-	-	-	-	-	-	-
Q-2025-03	-	-	43.18	0.0%	-	-	-	-	-	-	-
Q-2025-04	-	-	43.70	0.0%	-	-	-	-	-	-	-
SS-2025	-	-	44.21	0.0%	-	-	-	-	-	-	-
WS-2025/2026	-	-	43.98	0.0%	-	-	-	-	-	-	-
CY-2025	-	-	44.02	0.0%	-	-	-	-	-	-	-
<b>Total</b>										0	0

\*Referred to the last session of the week