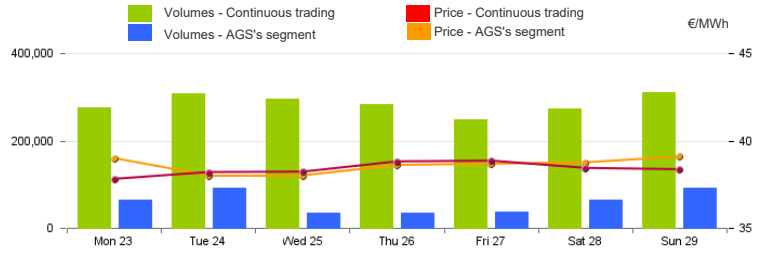


Spot Gas Market (MP-GAS)

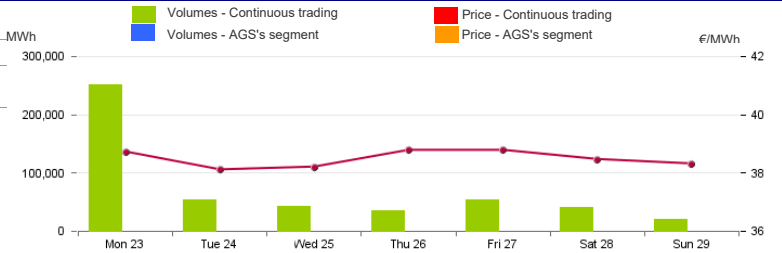
Day-Ahead Gas Market (MGP-GAS)

	Price. €/MWh				Volumes. MWh			
	Average	Var	Min	Max	Total	Var	Daily Products	WE Product
Continuous trading	38.26	+3.5%	35.85	39.50	1,994,592	-3.1%	1,498,896	495,696
	Price. €/MWh				Volumes. MWh			
	Average	Var	Min	Max	Total	Var	Purchases SRG	Sales SRG
AGS's segment	38.58	+4.0%	38.00	39.08	419,376	+99.3%	419,376	



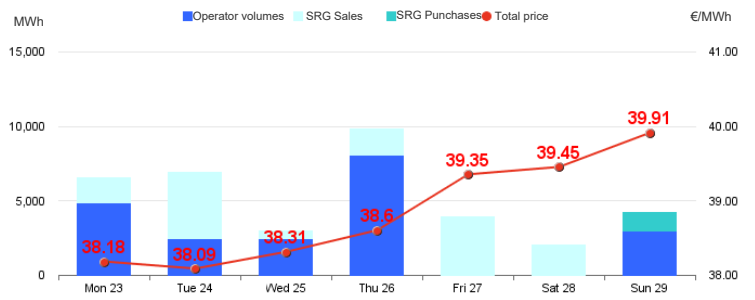
Intra-Day Gas Market (MI-GAS)

	Price. €/MWh				Volumes. MWh			
	Average	Var	Min	Max	Total	Var	Purchases SRG	Sales SRG
Continuous trading	38.48	+3.2%	38.00	39.84	499,056	-27.5%		
	Price. €/MWh				Volumes. MWh			
	Average	Var	Min	Max	Total	Var	Purchases SRG	Sales SRG
AGS's segment	-	-	-	-	-	-	-	-



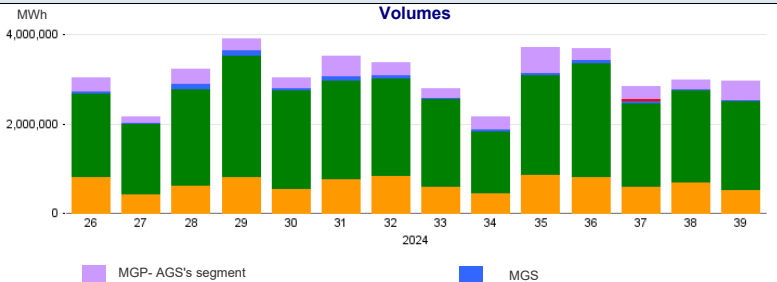
Market for the trading of gas stored (MGS-GAS)

Week	Storage	39	38
Price. (1) €/MWh	Stogit	38.84	37.48
	Edison Stoccaggio	-	-
	Total	38.84	37.48
Volumes. MWh	Stogit	36,514	23,208
	Edison Stoccaggio	-	-
	Total	36,514	23,208
SRG Activity. MWh	Purchases	1,296	764
	Balancing (2)	1,296	764
	Other purposes (3)	-	-
	Sales	14,679	10,299
	Balancing (2)	14,679	10,299
Other purposes (3)	-	-	



1) The Total price is calculated as a weighted average price for the total volumes exchanged in each storage system.
2) To securely manage any expected deviations between overall network injections and withdrawals pursuant to Art. 2.5 of Annex A, AEEGSI's Resolution 312/2016/R/gas
3) Stored gas trades by Snam Rete Gas (SRG) not included in "Balancing"

Weekly evolution



Forward Gas Market (MT-GAS)

Products	Market				OTC		Total		Open interest*			
	Minimum Price	Maximum Price	Check Price*	Trades	Volumes	Registrations	Volumes	Volumes	change %	MWh/d	MWh	
	€/MWh	€/MWh	€/MWh	change %	N.	MWh/d	N.	MWh/d	MWh/d	change %	MWh/d	MWh
BoM-2024-09	-	-	40.95	-0.2%	-	-	-	-	-	-	-	-
BoM-2024-10	-	-	36.86	-	-	-	-	-	-	-	-	-
M-2024-10	-	-	36.98	0.0%	-	-	-	-	-	-	-	-
M-2024-11	-	-	38.88	0.0%	-	-	-	-	-	-	-	-
M-2024-12	-	-	38.80	0.0%	-	-	-	-	-	-	-	-
M-2025-01	-	-	40.63	-	-	-	-	-	-	-	-	-
Q-2024-04	-	-	38.10	0.0%	-	-	-	-	-	-	-	-
Q-2025-01	-	-	40.24	0.0%	-	-	-	-	-	-	-	-
Q-2025-02	-	-	38.85	0.0%	-	-	-	-	-	-	-	-
Q-2025-03	-	-	37.45	0.0%	-	-	-	-	-	-	-	-
Q-2025-04	-	-	39.13	-	-	-	-	-	-	-	-	-
WS-2024/2025	-	-	40.36	0.0%	-	-	-	-	-	-	-	-
SS-2025	-	-	37.75	0.0%	-	-	-	-	-	-	-	-
WS-2025/2026	-	-	38.07	-	-	-	-	-	-	-	-	-
CY-2025	-	-	38.59	0.0%	-	-	-	-	-	-	-	-
Total											0	0

*Referred to the last session of the week