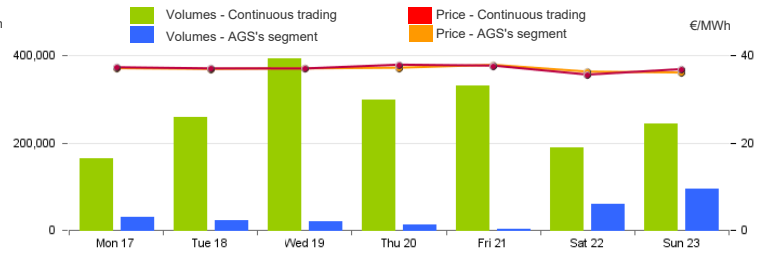


Spot Gas Market (MP-GAS)

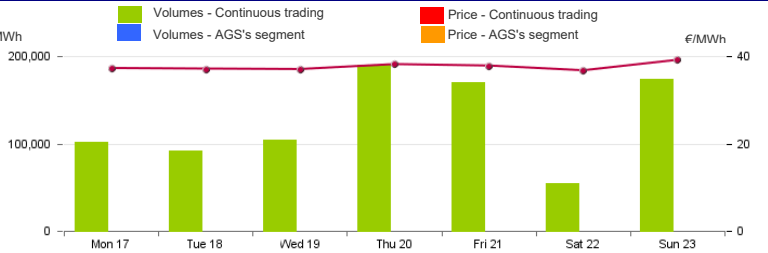
Day-Ahead Gas Market (MGP-GAS)

	Price. €/MWh				Volumes. MWh			
	Average	Var	Min	Max	Total	Var	Daily Products	WE Product
Continuous trading	36.60	+0.8%	33.85	38.30	1,874,136	+18.2%	1,575,144	298,992
	Price. €/MWh				Volumes. MWh			
	Average	Var	Min	Max	Total	Var	Purchases SRG	Sales SRG
AGS's segment	36.83	+0.4%	36.00	37.76	240,000	-23.3%	240,000	



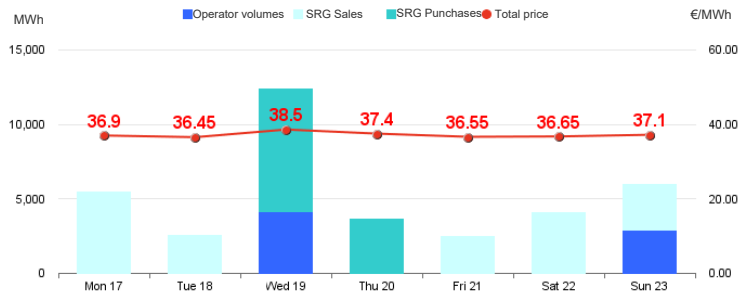
Intra-Day Gas Market (MI-GAS)

	Price. €/MWh				Volumes. MWh			
	Average	Var	Min	Max	Total	Var	Purchases SRG	Sales SRG
Continuous trading	37.62	+2.7%	35.50	40.00	884,904	+41.9%		
	Price. €/MWh				Volumes. MWh			
	Average	Var	Min	Max	Total	Var	Purchases SRG	Sales SRG
AGS's segment	-	-	-	-	-	-	-	-



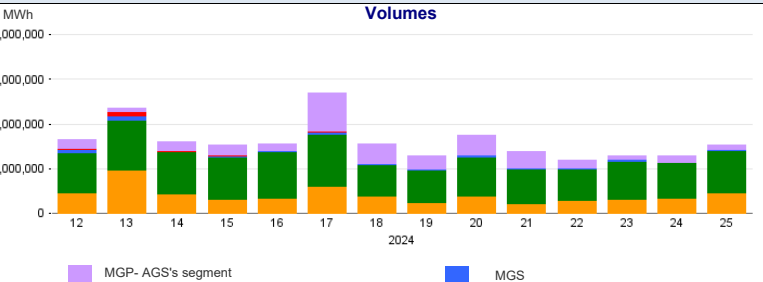
Market for the trading of gas stored (MGS-GAS)

Week	Storage	25	24
Price. (1) €/MWh	Stogit	37.08	37.05
	Edison Stoccaggio	-	-
	Total	37.08	37.05
Volumes. MWh	Stogit	36,508	26,432
	Edison Stoccaggio	-	-
	Total	36,508	26,432
SRG Activity. MWh	Purchases	11,888	9,578
	Balancing (2)	11,888	9,578
	Other purposes (3)	-	-
	Sales	17,703	15,470
	Balancing (2)	17,703	15,470
Other purposes (3)	-	-	



1) The Total price is calculated as a weighted average price for the total volumes exchanged in each storage system.
2) To securely manage any expected deviations between overall network injections and withdrawals pursuant to Art. 2.5 of Annex A, AEEGSI's Resolution 312/2016/R/gas
3) Stored gas trades by Snam Rete Gas (SRG) not included in "Balancing"

Weekly evolution



Forward Gas Market (MT-GAS)

Products	Market				OTC		Total		Open interest*			
	Minimum Price	Maximum Price	Check Price*	Trades	Volumes	Registrations	Volumes	Volumes	change %	MWh/d	MWh	
	€/MWh	€/MWh	€/MWh	change %	N.	MWh/d	N.	MWh/d	MWh/d	change %	MWh/d	MWh
Q-2024-03	-	-	36.55	0.0%	-	-	-	-	-	-	-	-
Q-2024-04	-	-	41.19	0.0%	-	-	-	-	-	-	-	-
WS-2024/2025	-	-	43.42	0.0%	-	-	-	-	-	-	-	-
Q-2025-01	-	-	43.68	0.0%	-	-	-	-	-	-	-	-
CY-2025	-	-	38.59	0.0%	-	-	-	-	-	-	-	-
Q-2025-02	-	-	36.22	0.0%	-	-	-	-	-	-	-	-
SS-2025	-	-	37.75	0.0%	-	-	-	-	-	-	-	-
M-2024-07	-	-	36.07	0.0%	-	-	-	-	-	-	-	-
M-2024-08	-	-	38.26	0.0%	-	-	-	-	-	-	-	-
BoM-2024-06	-	-	34.52	0.6%	-	-	-	-	-	-	-	-
M-2024-09	-	-	36.29	0.0%	-	-	-	-	-	-	-	-
Total											0	0