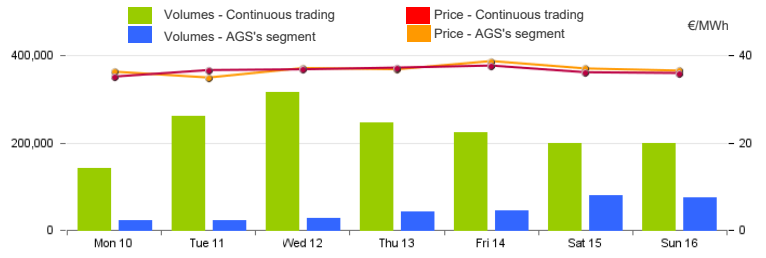


Spot Gas Market (MP-GAS)

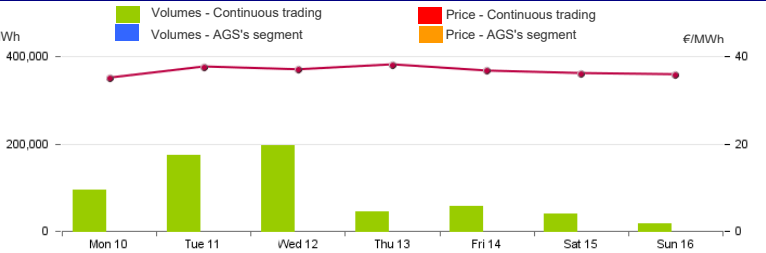
Day-Ahead Gas Market (MGP-GAS)

	Price. €/MWh				Volumes. MWh				MWh
	Average	Var	Min	Max	Total	Var	Daily Products	WE Product	
Continuous trading	36.32	+1.4%	34.00	38.53	1,585,848	-5.9%	1,292,232	293,616	
	Price. €/MWh				Volumes. MWh				
	Average	Var	Min	Max	Total	Var	Purchases SRG	Sales SRG	
AGS's segment	36.69	+2.6%	34.85	38.63	312,864	+55.9%	312,864		



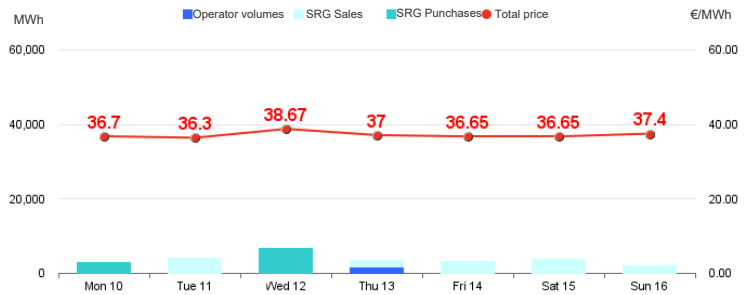
Intra-Day Gas Market (MI-GAS)

	Price. €/MWh				Volumes. MWh				MWh
	Average	Var	Min	Max	Total	Var	Purchases SRG	Sales SRG	
Continuous trading	36.62	+2.2%	34.86	38.80	623,664	+5.8%			
	Price. €/MWh				Volumes. MWh				
	Average	Var	Min	Max	Total	Var	Purchases SRG	Sales SRG	
AGS's segment	-	-	-	-	-	-	-	-	-



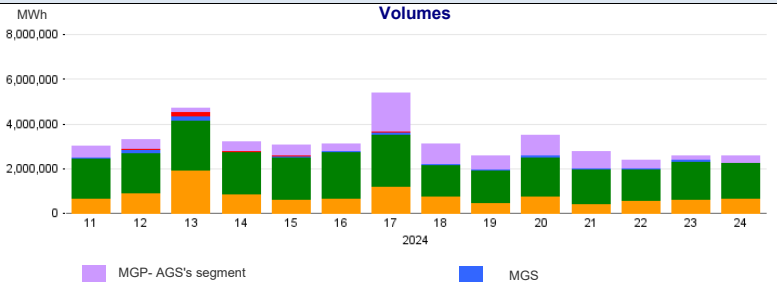
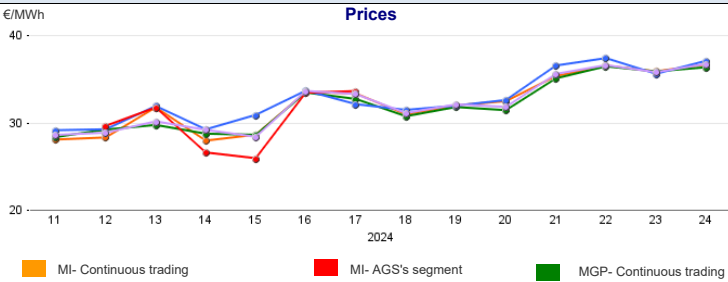
Market for the trading of gas stored (MGS-GAS)

Week	Storage	24	23
Price. (1) €/MWh	Stogit	37.05	35.56
	Edison Stoccaggio	-	-
	Total	37.05	35.56
Volumes. MWh	Stogit	26,432	94,856
	Edison Stoccaggio	-	-
	Total	26,432	94,856
SRG Activity. MWh	Purchases	9,578	17,735
	Balancing (2)	9,578	17,735
	Other purposes (3)	-	-
	Sales	15,470	58,913
	Balancing (2)	15,470	58,913
Other purposes (3)	-	-	



1) The Total price is calculated as a weighted average price for the total volumes exchanged in each storage system.
2) To securely manage any expected deviations between overall network injections and withdrawals pursuant to Art. 2.5 of Annex A, AEEGSI's Resolution 312/2016/R/gas
3) Stored gas trades by Snam Rete Gas (SRG) not included in "Balancing"

Weekly evolution



Forward Gas Market (MT-GAS)

Products	Market					OTC		Total		Open interest*		
	Minimum Price	Maximum Price	Check Price*		Trades	Volumes	Registrations	Volumes	Volumes		Open interest*	
	€/MWh	€/MWh	€/MWh	change %	N.	MWh/d	N.	MWh/d	MWh/d	change %	MWh/d	MWh
Q-2024-03	-	-	36.55	0.0%	-	-	-	-	-	-	-	-
Q-2024-04	-	-	41.19	0.0%	-	-	-	-	-	-	-	-
WS-2024/2025	-	-	43.42	0.0%	-	-	-	-	-	-	-	-
Q-2025-01	-	-	43.68	0.0%	-	-	-	-	-	-	-	-
CY-2025	-	-	38.59	0.0%	-	-	-	-	-	-	-	-
Q-2025-02	-	-	36.22	0.0%	-	-	-	-	-	-	-	-
SS-2025	-	-	37.75	0.0%	-	-	-	-	-	-	-	-
M-2024-07	-	-	36.07	0.0%	-	-	-	-	-	-	-	-
M-2024-08	-	-	38.26	0.0%	-	-	-	-	-	-	-	-
BoM-2024-06	-	-	34.31	-0.9%	-	-	-	-	-	-	-	-
M-2024-09	-	-	36.29	0.0%	-	-	-	-	-	-	-	-
Total											0	0